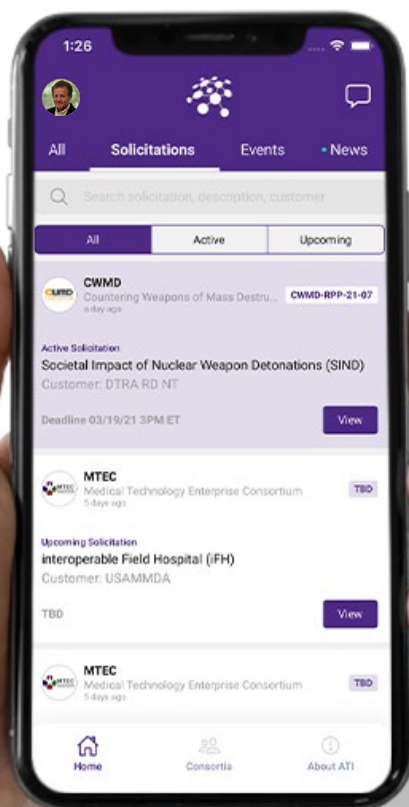




*collaborATlon*TM Guide



Learn how to navigate *collaborATlon*, ATI's new app. View active and upcoming solicitations, connect with other program members, and much more!

Section 01

Getting Started

01 Getting Started | Download the App

Download the App

collaborATion can be found on both the App Store and the Google Play Store. To download, search for the app in the app store, click the images below, or use the following links with your mobile device:

[APPLE](#) | [ANDROID](#)



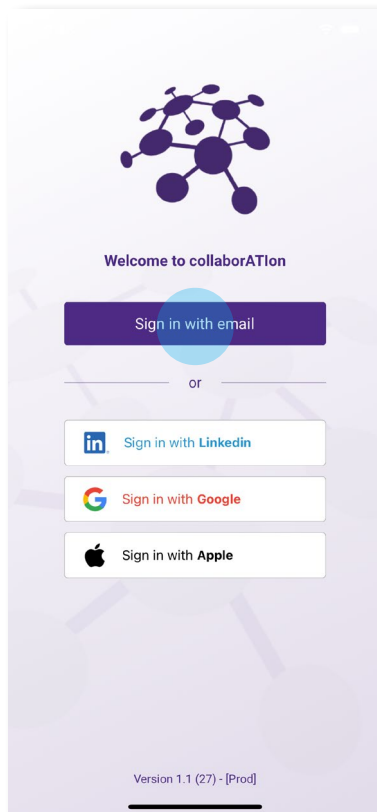
01 Getting Started | Sign In

Sign In

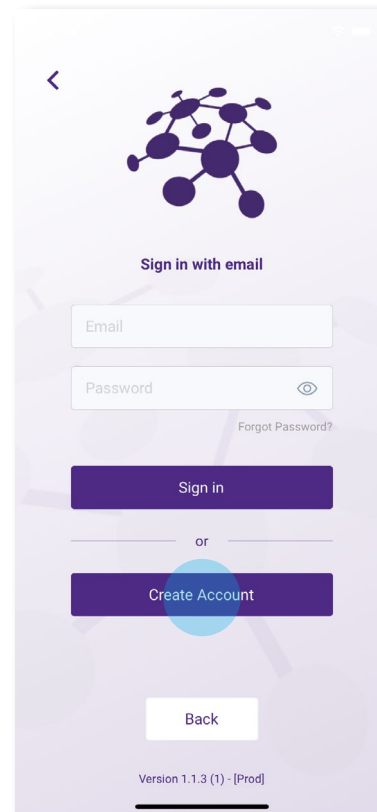
collaborATion allows you to sign in with Apple, Google, or LinkedIn. You can also create an account and log in with your email by following these steps:

To create an account with an email address:

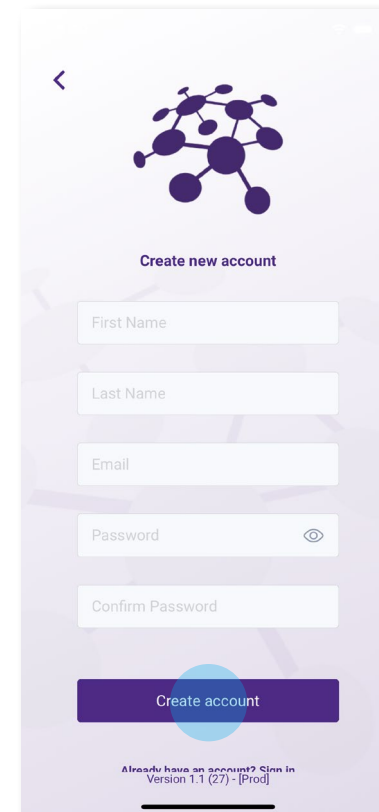
- (1) Choose 'Sign in with Email'
- (2) Choose 'Create Account'
- (3) Fill in user information and click 'Create Account.'



(1)



(2)



(3)

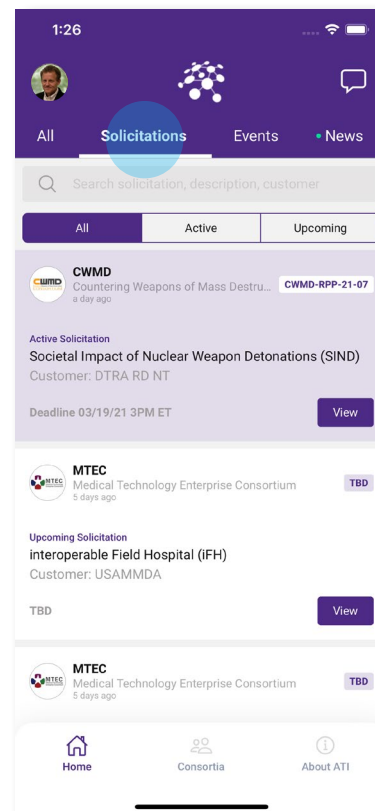
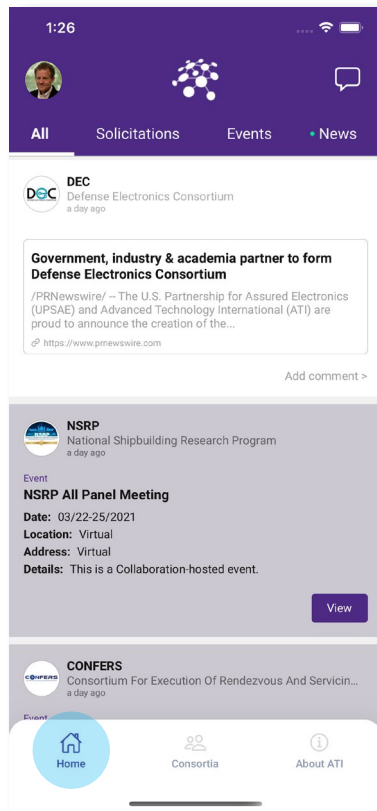
01 Getting Started | Navigating the App

Navigating the App | Home

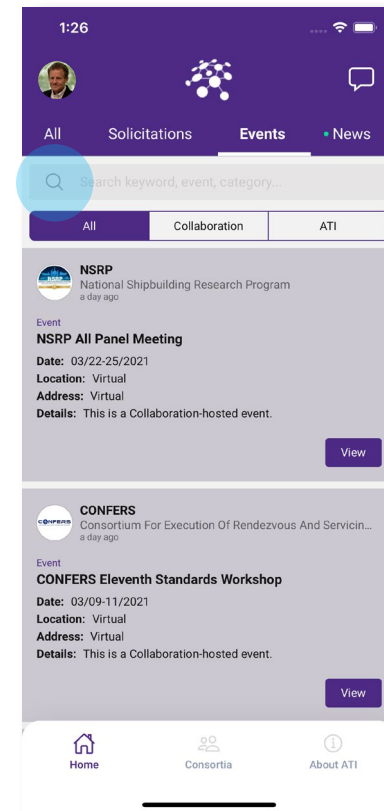
The Home tab displays Solicitations, Events, and News data for all consortia.

(1) Use the tabs along the top to view all categories, or filter by solicitations, events, and news.

(2) Use the search bar to search for specific content, or search technology areas to find the right consortia for you.



(1)




(2)

01 Getting Started | Navigating the App

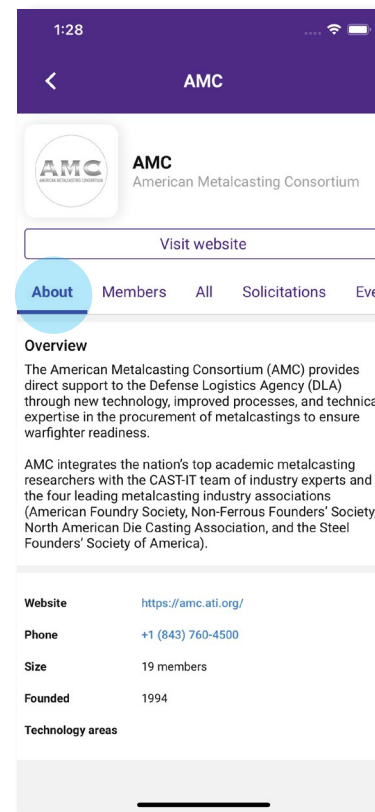
Navigating the App | Consortia

The Consortia tab displays which programs your account is connected with and allows you to view all of ATI's consortia.

- (1) Select a consortium to view
- (2) View information related to a specific consortium.



(1)




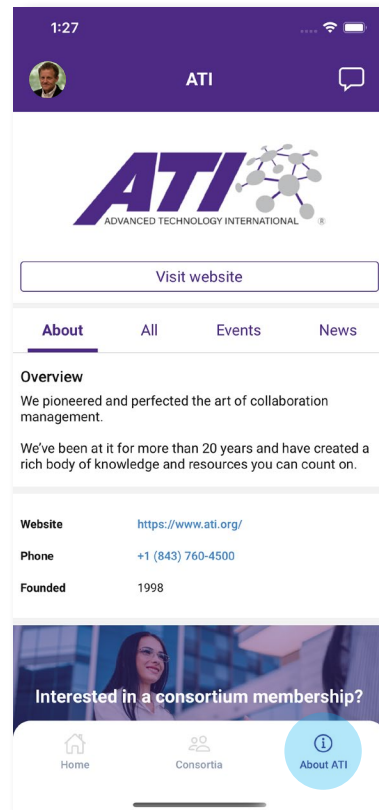
(2)

01 Getting Started | Navigating the App

Navigating the App | About ATI

The About ATI tab displays information specific to ATI.

(1) This tab shows events and news that relate to ATI.



(1)

Section 02

Getting Connected

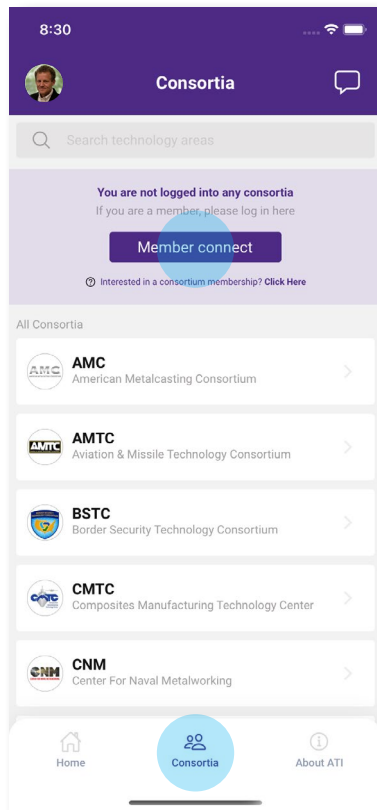
02 Getting Connected | Connecting

Connecting

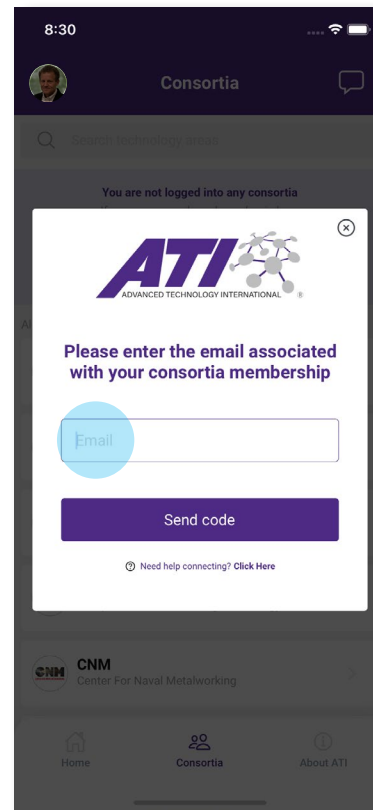
collaborATIon makes it easy to get connected, allowing users to see content only viewable to connected members. Start the connection process by tapping the 'Member Connect' button on either the Consortia tab or in your profile settings.

To connect:

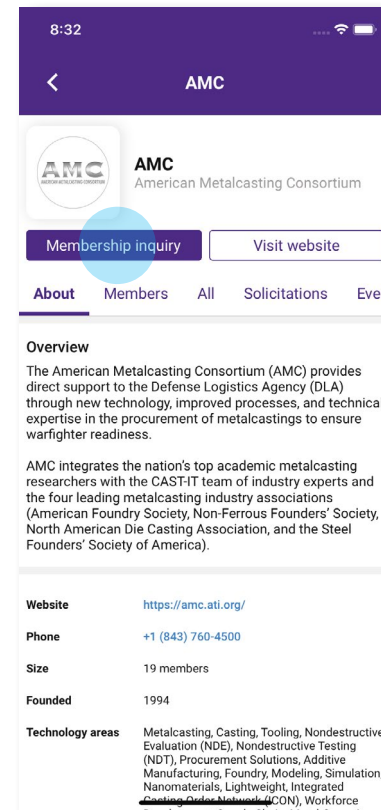
- (1) Open the Consortia tab and select 'Member connect'
- (2) Enter your email, retrieve and enter your code
- (3) **Not a member yet? Request more information today!**



(1)



(2)



(3)

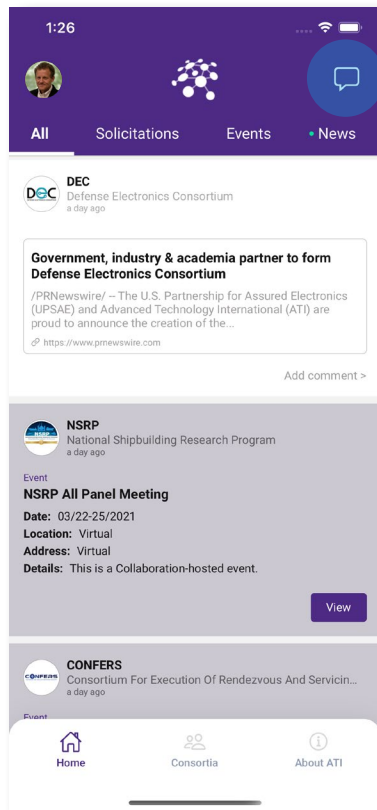
02 Getting Connected | Messaging

Messaging


Connected members are able to collaborate with one another through the messaging feature. Users must be connected to send messages or appear in the contact list of other users.

To send a message to other connected users:

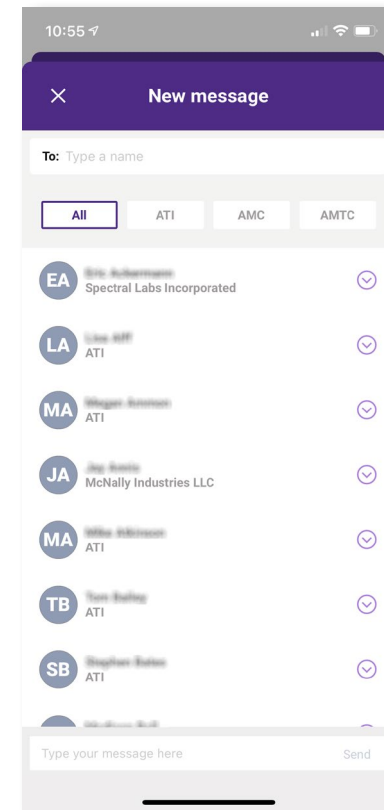
- (1) Tap the message icon at the top right
- (2) Tap the send icon to create a new thread
- (3) Select contacts, enter your message, and press send.



(1)



(2)



(3)

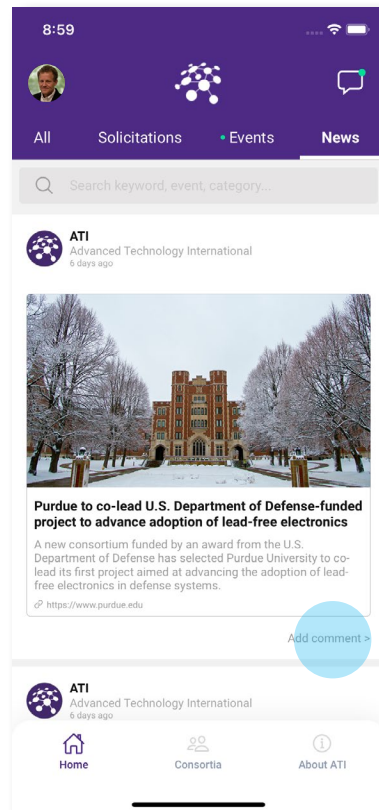
02 Getting Connected | Commenting

Commenting

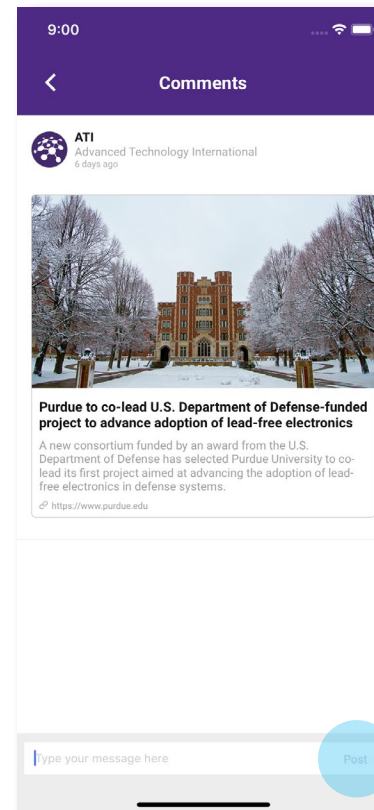
Connected members are able to comment on posts throughout the app.

To comment:

- (1) Tap 'Add comment'
- (2) Enter your message and click 'Post.'



(1)



(2)